
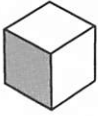


# Unit 1

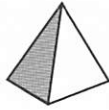
## Dimensions

**Shapes** 単語と図形をマッチさせ、語の形容詞形をその下に書きなさい。その後、テープで発音練習しなさい。 

1.



2.



3.



4.




5.



6.



7.



hemisphere	ellipse	cone	sphere
cylinder	cube	pyramid	

**Structure** 物体の大きさや重さについて表現してみましょう。

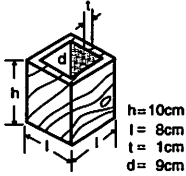
How <i>high</i> is _____? (wide, long, thick, deep)	_____ is ..... <i>high</i> . (wide, long, thick, deep) The <i>height</i> of _____ is ..... (width, length, thickness, depth)
What is the <i>height</i> of _____? (width, length, thickness, depth)	_____ is ..... in <i>height</i> . (width, length, thickness, depth) _____ has a <i>height</i> of ..... (width, length, thickness, depth)

What	shape	is it?	It's	roughly more or less	square. circular. triangular.
What	size	is it?	It's  It weighs measures	approximately about nearly almost just under just over	10 kg. 5 g. 20 cm. 2 m.
How	big large heavy	is it?	It's	not very fairly quite very extremely	heavy. light. large. small. big.
What's it		used for? made of?	It's used for ... ing _____. It's made of _____.		
What does it		consist of? contain?	It consists of _____. It contains _____.		

**Let's Try** Structureの構文を利用しながら、例にならってパートナーといっしょに練習しなさい。

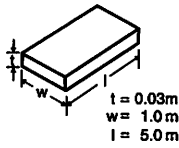
- 例** A: How high is the wooden block? B: It's 10 cm high.  
 A: What is the depth of the block? B: It has a depth of 9 cm.

1.



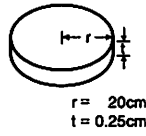
wooden block

2.



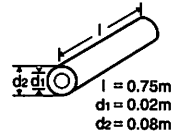
steel plate

3.



plastic disc

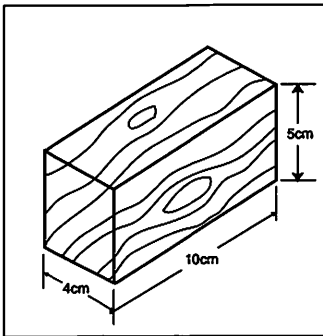
4.



copper tube

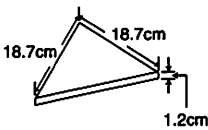
**Extension** 次の例文は、いずれも木製のブロックAの大きさを説明したものです。5つの例文をよく読み、その下の物体B～Fの説明文を完成させなさい。

A.

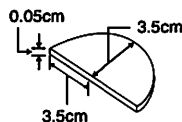


- Object A is a solid wooden block 5 cm *high*, 10 cm *long* and 4 cm *wide*.
- Object A is a solid wooden block. *It has* a height of 5 cm, a length of 10 cm and a width of 4 cm.
- Object A is a solid wooden block *which has* a height of 5 cm, a length of 10cm and a width of 4 cm.
- Object A is a solid wooden block *having* a height of 5 cm, a length of 10 cm and a width of 4 cm.
- Object A is a solid wooden block *of* height 5 cm, length 10 cm and width 4 cm.

B.



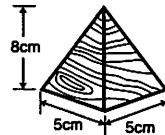
C.



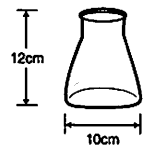
D.



E.



F.



- Object B is a \_\_\_\_\_ plate of side \_\_\_\_\_ and \_\_\_\_\_ 1.2 cm.
- Object C is a \_\_\_\_\_ plate which has a \_\_\_\_\_ of 3.5 cm and a \_\_\_\_\_ of 0.05 cm.
- Object D is a \_\_\_\_\_ rubber ball of \_\_\_\_\_ 15 cm.
- Object E is a solid wooden \_\_\_\_\_ block which \_\_\_\_\_ a height of 8 cm and a \_\_\_\_\_ of 5 cm.
- Object F is \_\_\_\_\_

**Let's Try** テープの説明を聞き、それが何であるか英語で答えなさい。

1. \_\_\_\_\_ 2. \_\_\_\_\_ 3. \_\_\_\_\_

**Word Power** 適語を下から選び、下線部に書き入れなさい。

1.



This plate is \_\_\_\_\_.

2.



This plate is \_\_\_\_\_.

3.



This rod is \_\_\_\_\_  
at one end.

4.



This rod is \_\_\_\_\_  
at one end.

5.



This line is \_\_\_\_\_.

6.



This line is \_\_\_\_\_.

7.



This is a \_\_\_\_\_ line.

8.



This is a \_\_\_\_\_ line.

9.



This is a \_\_\_\_\_ line.

10.



This is a \_\_\_\_\_ line.

pointed

curved

flat

wavy

broken

rounded

dotted

curved

straight

zigzag

**Numbers and Formulae**

- 次の数字を英語で読みなさい。14 40 93 1.5 19.31 82.985 90.005
- テープを聞いて数字を書き取りなさい。
- テープの文章を聞き、その中の数字だけを書き取りなさい。
- 【ペアワーク】Aの人は66ページの1-Aを、Bの人は70ページの1-Bを見ながら数字の練習をなさい。