

New Getting Into English

Joseph Cronin Eric Bray



NAN'UN-DO

To the Student

Welcome to New Getting Into English. We are confident that you will find this book both very useful and a lot of fun. You will learn useful words, phrases and expressions enabling you to express yourself in everyday English communication. The many speaking activities will give you chances to talk about yourself—your family, friends, school, likes and dislikes, and so on—and to steadily build up your English skills.

There are useful pronunciation points in each unit. The good news is that, with a little effort, Japanese-speakers can acquire very satisfactory English pronunciation. There are also listening exercises giving examples of how to do the speaking activities. An important element in learning anything is doing simple things well. Make sure you review things until you are quite fluent.

New Getting Into English

Copyright © 2021

Joseph Cronin and Eric Bray

No part of this book may be reproduced in any form without written permission

from the authors and Nan'un-do Co., Ltd.

Table of Contents

Unit 1	Hi, I'm Rina.	6
Unit 2	How do you spell that?	10
Unit 3	What's the time?	14
Unit 4	Where are you from?	18
Unit 5	What's your favorite food?	22
Unit 6	How often do you get your hair cut?	26
Unit 7	What kinds of music do you like?	30
Unit 8	Who's older, you or your sister?	34
Unit 9	How was your weekend?	38
Unit 10	Have you ever been abroad?	42
Unit 11	What kinds of movies do you like?	46
Unit 12	What's the weather going to be like?	50
Unit 13	What's your favorite coffee shop?	54
Unit 14	Do you have a part-time job?	58
Unit 15	How long have you had your phone?	62
Unit 16	What kind of clothes do you like to wear?	66
	Conversation Game	70

New Getting Into English

Unit 1

Hi, I'm Rina.

1 Practice this conversation with a partner. Then practice it again using your own name.

2 A: Hi, I'm Rina.
 B: Hi, Rina. I'm Shota.
 A: Nice to meet you.
 B: Nice to meet you.



2 **Pronunciation:** Some Japanese names are difficult for English speakers. How might English speakers pronounce these?

3

Marina	Tomoko	Mayumi
Kyoka	Tokyo	Kyoto
Ryo	Ryu	

3 **Speaking:** Here are some common English first names. Which are girl's names? Which are boy's names? Write the word girl or boy in the blanks.

4 A: Jacob is a boy's name.
 B: I think Emma is a girl's name.

Jacob _____	Emma _____	Michael _____
Joshua _____	Daniel _____	Olivia _____
Hannah _____	Emily _____	Matthew _____
Andrew _____	Sophia _____	Ashley _____

4 **Speaking:** Practice this conversation with a partner. Then practice it again using a different English name.

5 A: Hi, I'm Joshua.
 B: Hi, Joshua. I'm Ashley.
 A: Ashley. Nice to meet you.

English names often have short forms.

Susan—Sue—Suzy	Jennifer—Jen—Jenny
James—Jim—Jimmy	Nicholas—Nick—Nicky

5 **Vocabulary:** Here are the names of some common university majors (*senko*) in English. Write the Japanese words for the majors on the lines. Write your major, too.

6

economics _____	law _____	sociology _____
psychology _____	music _____	engineering _____
medicine _____	German _____	your major _____

A: What does economics mean?
 B: Uh, *keizaigaku*.
 A: How do you say *keizaigaku* in English?
 B: Uh, *economics*.

6 **Speaking:** Practice the conversation. Then make up new conversations using your own information.

7 A: Hi, my name's Genta.
 B: Genta. I'm Saya.
 A: Saya. What do you do?
 B: I'm a student. My major is Economics. How about you?
 A: My major is English. I'm a first-year student.



7

Pronunciation: Be careful not to add an 'o' sound to words such as 'and,' 'but' or 'right', r a 'u' sound to words such as 'like.' First practice slow pronunciation of these expressions. Then practice faster pronunciation.



Tea and toast. Fish and chips. Nice but expensive.
It's on the right. I like fish. She's about 25.

8

Speaking: Practice the conversation. Then practice it again using your own information.



A: Do you have any brothers or sisters?
B: Yes. I have an older brother. He's 23.
A: I see. And what does he do?
B: Well, he works for a small company in Nagoya.
It's a delivery company.
A: I see.
B: How about you? Any brothers or sisters?
A: No. I'm an only child.



9

Listening: Listen to Kotaro and Mutsumi getting to know each other. Fill in the information.



- a. What do Kotaro's parents do?

- b. Does Mutsumi's mother work?

- c. Does Mutsumi have any brothers or sisters?

- d. What does Kotaro's brother do?

- e. Is Mutsumi in a club or circle?

10

Speaking: Find out about your partner's family. Write notes using your partner's answers to these questions.

- a. What do your parents do?

- b. Does your mother work?

- c. Do you have any brothers or sisters?

- d. What does he/she do? What do they do?

- e. Are you in a club or circle?

Useful Language

He works for a company.
She has her own business.
He has his own business.
She's a housewife/a homemaker.

11

Speaking: Now meet with another pair and introduce your partner using the notes in Activity 10.

Unit 2

How do you spell that?

1 Pronunciation: The name of the letter C is pronounced /si:/ not like Japanese *shi* /ʃi/. The word "sister" is pronounced /sɪstər/ not like *shisuta* /ʃisuta:/.



sister



city

six

Sydney

2 Practice the conversation with a partner.



A: Can I get your telephone number?
 B: Just a minute. It's 090-825-3665.
 A: Uh-huh. 090-825...
 B: 3665.
 A: Got it.

Pronunciation Point
 O is pronounced /oo/
 or zero /zi:roʊ/

3 Pronunciation: The pronunciation of the letter 't' is often influenced by surrounding sounds.



What part?	/whappart/	What color?	/whakkolor/
eight two	/eittu:/	eight eight	/eɪtɛɪt/
first name	last name	postcard	

4 Listening: Write the numbers you hear on the lines below.



a. _____ b. _____ c. _____ d. _____
 e. _____ f. _____ g. _____ h. _____
 i. _____ j. _____ k. _____ l. _____
 m. _____ n. _____ o. _____
 p. _____ q. _____

Useful Classroom Language
 Your turn. / My turn.
 Okay? / Okay.
 I'll be A, you be B.

5 Work with a partner. Student A dictates to Student B and Student B writes the numbers he/she hears.

Student A	
_____	76, 35, 08, 92, 41
_____	981, 704, 632, 715
_____	7214, 3890, 6631
_____	090-7931-8462, 302-7864

Student B	
_____	79, 82, 38, 50, 63
_____	923, 104, 551, 896
_____	7895, 3264, 8812
_____	080-931-7662, 7754-8321


6 With a partner decide who is Student A and who is Student B. Then practice the model conversation. Ask and answer in turns for the missing numbers in your list below. Write the numbers on the lines.




A: Can you give me Joe's number? (or) Do you know Joe's number?
 B: Joe's number? Yes. It's ... 764-8321.
 A: 764 ...
 B: 8321.
 A: OK. Got it. (or) OK. Thanks.

	Student A	Student B
Joe	764-8321	Joe 764-8321
Mark	_____	Mark 070-901-5632
Kazuo	897-7621	Kazuo _____
Yukie	_____	Yukie 075-751-6624
Joshua	080-585-3088	Joshua _____
Nancy	_____	Nancy 090-278-6352
Emma	872-6521	Emma _____
Kevin	_____	Kevin 692-7854
Sophia	03-9498-5014	Sophia _____


7 **Listening:** Practice saying the following letters: C, F, V, W, Z. Listen and write the words your teacher spells.

16  1. _____ 2. _____ 3. _____
 4. _____ 5. _____ 6. _____
 7. _____ 8. _____ 9. _____
 10. _____ 11. _____ 12. _____

8 **Speaking:** Student B should close his/her book. Student A should ask how to spell the words in Activity 7. Then change roles.


17  A: How do you spell 'snake'?
 B: Snake? Uh, S-N-A-K-E?
 A: Yeah, that's right./Wrong.

9 **Speaking:** Practice the conversation.

18  A: Can you spell your first name?
 B: H-A-R-U-K-A.
 A: And your last name?
 B: K-A-M-I-M-U-R-A.
 A: What's your phone number?
 B: 090-872-9910.
 A: OK. Thanks.



10 **Listening:** Listen and write what you hear in the blanks.

19  **First Name** **Last Name** **Phone number**
 1. _____
 2. _____

11 **Speaking:** Find out about other students, using the conversation in Activity 9 as a model. Make up a phone number: _____ (架空の電話番号を記載してください)

	First Name	Last Name	Phone number
1.	_____	_____	_____
2.	_____	_____	_____
3.	_____	_____	_____
4.	_____	_____	_____
5.	_____	_____	_____
6.	_____	_____	_____
7.	_____	_____	_____
8.	_____	_____	_____

