

Eric Bray



Starting Off with Role Play and Discussion

これからの英語コミュニケーション講座



NAN'UN-DO

Message to Students

Greetings! And welcome to *Starting Off with Role Play and Discussion*. This textbook has been created to help you get started with role play and discussion activities that will help you take your English to the next level. These activities are especially designed to give you a chance to practice the English you will need to succeed in situations you may find yourself in when traveling abroad. During the role plays relax and let yourself go a bit. Try to imagine what it would be like to actually be the person in the role you are playing. Think about the language, attitude, body language, and tone of voice the person would use. But, importantly, remember to keep the “play” in these role play activities. Enjoy!

Acknowledgments: The author wants to thank Phillip Norton, Joseph Cronin, Jim Knudsen and Mikiko Hirata who gave valuable feedback on the activities in this textbook.

Starting Off with Role Play and Discussion

これからの英語コミュニケーション講座

Copyright © 2019

By

Eric Bray

All Rights Reserved.

No part of this book may be reproduced in any form without written permission from the author and Nan'un-do Co., Ltd.



Useful Expressions

for

Discussions

Giving your opinion

I think ...
In my opinion ...
The way I see it ...
If you ask me ...

Agreeing + but

I agree, but ...
I think so too, but ...
You're right, but ...
Yes, but ...

Clarifying

Could you repeat that, please?
Sorry, I'm not sure I understand.
Could you please explain?
What do you mean by ...?
Do you mean ...?

Agreeing

I agree.
I think so too.
You're right.
Definitely.

Disagreeing

I don't agree. I think ...
Sorry, I disagree. In my opinion ...
I'm afraid I don't agree.
Possibly, but ...
No way!

General comments

Hmm ... That's interesting.
I never thought of that.
I see ... Very interesting.
That's a good point.



TABLE OF CONTENTS

Unit

1	You and Your Classmates	6
2	You, Going Out to Eat	11
3	You, Shopping	16
4	You, Out on the Town	20
5	You, Planning a Trip	25
6	You, Hotel Guest	29
7	You, World Traveler	35
8	You, Living with Others	39
9	You, Job Hunting	45
10	You, Giving Good Advice	50
11	You, Solving World Problems	57
12	You, Inventor for the Future	62
13	You and Older People in Your Life	68
14	You, Making Your Own Role Play	72
15	Review and Practice	79

You, Shopping

Activity I Discuss the Topic

Task Read and think about the questions below. Make up one question of your own. Write short answers in the spaces, and then discuss the questions in pairs or small groups.

- How often do you go shopping? What do you like to shop for?
- What is your favorite store? Why do you like it?
- Do you prefer shopping with friends, with a parent, or by yourself? Why?
- When was the last time you bought something expensive? What was it?
- When was the last time you got a good deal on something you bought? What was it?
- Have you ever bought something and later decided you didn't like it? What was wrong with it?
- Have you ever bargained with a shop owner or clerk to try to get a better price? How did that go?
- If you had a lot of money, what would you go out and buy right now?
- Your Question _____

Activity II Getting Ready – A Store of Your Own

Task 1 Pretend that you're going to open a new store of your own. Get together with two or three other students. Decide what kind of store you want to open and what your store's name will be. Write this information below:

Kind of store _____

Name of your store _____

Examples of Sales Points

cheap good Quality
useful beautiful
unique popular

Task 2 Imagine that you are having a sale in your store. In the boxes below, draw pictures of your top-four sale items. Include the sales points and prices.

Your Sale Items

SALE

Sales Points _____

Price _____

SALE

Sales Points _____

Price _____

SALE

Sales Points _____

Price _____

SALE

Sales Points _____

Price _____

Activity III Role plays – Can I help you with anything?

Task First, practice acting out the role play below with your group from **Activity II**, using the sales items, sales points, and prices you came up with in **Activity II**. Then one student should stay behind and play the role of Sales Clerk, while the others should visit some of the other “stores” in class and act as customers. When you finish, come back to your original group and switch roles so everyone gets a chance to play the role of Sales Clerk.

Situation: In a store

Roles: Customer Sales Clerk



Model Conversation

Sales Clerk: Hi. Can I help you with anything?

Customer: Yeah, thanks. I see you’re having a sale today.

Sales Clerk: Yes, I’ll show you some things we have on sale.

First, we have this ____ (item) _____. It’s ____ (sales points) _____.

Next, we have a ____ (item) _____. It’s ____ (sales points) _____.

Then, we this ____ (item) _____. It’s ____ (sales points) _____.

Finally, we have these ____ (items) _____. They’re ____ (sales points) _____.

Customer: I like the ____ (item) ____.

But do you have it in a larger size?
smaller size?
different color?
different style?
_____?

Could you give me a better price?

Clerk: OK. Let me check.

or

Sorry, that won’t be possible.

or


Well, let me talk to my manager.



Activity IV Look What I Bought!


Task In the boxes below, draw pictures of the things you bought in the other stores you visited in **Activity III**. Then talk with your original group members about the things you bought, why you bought them, and how much money you spent on each item.

Items You Bought




Why you bought it _____

Price _____




Why you bought it _____

Price _____



Why you bought it _____

Price _____



Why you bought it _____

Price _____